



# FAUX WOOD

## BLINDS

Effective February 3, 2020 (Revised 10/5/20)

*design simplified™*

---

## TABLE OF CONTENTS

---

### Product Overview

- Features & Benefits . . . . . 2
- Color Charts . . . . . 3

### Pricing Information

- 2" Faux – Whites & Neutrals Price Chart and Surcharges . . . . . 4
- 2" Faux – Wood Tones Price Chart and Surcharges . . . . . 5
- 2-1/2" Faux – Whites & Neutrals Price Chart and Surcharges . . . . . 6
- 2-1/2" Faux – Wood Tones Price Chart and Surcharges . . . . . 7
- 2" Faux – Premium Grain Price Chart and Surcharges . . . . . 8
- Somfy Motorization System and Option Surcharges . . . . . 9

### Valance Information

- Individual Valance Ordering and Pricing/Tape Valance Option and Color Chart . . . . . 10
- Valances and Valance Return Information and Specifications . . . . . 11

- Cordless Lift & Lock Bottomrail Color Coordination . . . . . 12**

- Solid and Decorative Tape Option and Listing . . . . . 13**

### Product and Specifications

- Product Specifications . . . . . 14
- Size Specifications . . . . . 15
- Finished Dimensions and Mounting Requirements . . . . . 15

### Controls, Components, Ladder/Tape Placement & Stack-up Charts

- Standard Rectangular . . . . . 16
- Cordless . . . . . 17
- Somfy Motorization . . . . . 18
- Cordless Lift & Lock™ . . . . . 19
- Component Diagrams . . . . . 20-22

### Somfy Motorization

- Somfy Motorization – Overview . . . . . 23
- Radio Frequency (RF) Features, Options and Part Numbers . . . . . 24

#### **Oversize Common Carrier Delivery**

All orders with any quantity of shades or blinds or any continuous valance 96" or more in width are considered oversize. Therefore, a net shipping charge per oversized unit will be assessed.

Oversized orders that require expedited shipping will be quoted and charged accordingly.

Please see General Information for additional freight and shipping charge information.



## FEATURES & BENEFITS

- Durable engineered material that won't crack, chip, or peel.
- Offered in a wide selection of whites, neutrals and wood tones, including the rich colors and wood grain patterns of the Premium Grain collection.
- Whites, Neutrals and Woodtones available in 2" and 2-1/2" slat styles, Premium Grain available in 2" slats.
- Come standard with a 3" decorative valance and trapezoid bottomrail. Contemporary Crescent or simply elegant Modern valance profiles are optional.
- Heavy-duty slim design headrail and crash-proof cordlock that provide smooth, reliable operation.
- Decorative tassels and lift cord with a unique Stop Ball that breaks apart under pressure to help protect children and pets.
- A wide selection of solid and decorative tapes that add a stylish accent.
- Optional LightsOut routeless feature that blocks additional light and enhances privacy.
- Available with upgraded operating systems including Cordless Lift & Lock™, Cordless Lift and Somfy Motorization for enhanced control convenience.
- Cordless Lift & Lock™ is certified Best For Kids when ordered with wand tilt.
- Limited Lifetime Warranty ensures your customers' satisfaction.

## COLOR CHART

### 2" FAUX WOOD

WHITES AND NEUTRALS	COLOR #
Dolphin	S921
Eggshell	S904
Gobi	S920
Pearl	S903
Smoke	S922
Snow	S901
Textured Pearl	T903
Textured Pure White	T901
Ultra White	S951

WOOD TONES	COLOR #
Burmese Teak	P925
Honey Maple	P924
Light Oak	P913

### 2-1/2" FAUX WOOD

WHITES AND NEUTRALS	COLOR #
Dolphin	S921
Eggshell	S904
Gobi	S920
Pearl	S903
Smoke	S922
Snow	S901
Textured Pearl	T903
Textured Pure White	T901
Ultra White	S951

WOOD TONES	COLOR #
Burmese Teak	P925
Honey Maple	P924
Light Oak	P913

### 2" PREMIUM GRAIN

Espresso	PG507
Harvest	PG504
Heathered	PG500
Peppercorn	PG503

Slate	PG501
Sterling Gray	PG502
Tawny	PG506
Toasted Almond	PG505

## CHARACTERISTICS OF FAUX WOOD BLINDS

Faux wood blinds are an excellent and economical alternative to wood blinds for many applications and offer long lasting performance. The Whites and Neutrals and the Wood Tones colors are constructed of a durable engineered polymer material, and the Premium Grain colors are constructed of a non-PVC acrylic-based material. Both materials will not crack, chip or fade – perfect for high traffic areas. They are also easy to clean and are moisture resistant for placement in kitchens and bathrooms.

Faux wood blinds are not intended for installation near heat sources such as radiators and heat registers which can potentially compromise the integrity of the faux wood material, or in locations where temperatures within the window casing will exceed 120 degrees Fahrenheit, including older single pane or aluminum frame windows that conduct and amplify outside heat into the window casing.

Faux wood blinds in all colors are certified GOLD for Greenguard Indoor Air Quality. The Whites and Neutrals colors and the Wood Tone colors are FR Certified NFPA 701 (Premium Grain colors are not FR certified).



**GROUP 1 – 2" WHITES & NEUTRALS**

3" Standard Decorative Polymer Valance Included in Price

WIDTH TO:	24"	28"	32"	36"	42"	48"	54"	60"	66"	72"	78"	84"	96"
HEIGHT TO:													
30"	\$109	121	130	144	153	171	186	214	228	248	264	279	301
36"	119	127	136	152	166	181	199	228	245	270	279	301	325
42"	126	136	148	165	179	195	216	247	265	288	307	327	356
48"	134	144	154	175	189	210	229	262	284	312	324	352	381
54"	144	160	173	194	212	229	254	288	312	338	361	383	413
61"	153	168	184	204	224	242	269	310	329	362	382	413	447
66"	163	177	191	219	235	259	285	326	353	389	409	440	475
73"	174	188	203	233	252	278	307	353	377	413	438	474	511
78"	181	197	216	241	264	288	321	369	399	436	461	496	
84"	188	204	226	257	278	307	341	388	420	463	485	514	
90"	197	216	235	269	291	321	354	404	438	483	497		
96"	203	227	248	279	307	338	375	426	460	508			
102"	213	233	258	288	315	352	389	447	478				
108"	231	254	276	316	347	378	418	477	505				

 Note: Blinds over 50 sq. ft.  
require 2 or 3 on 1 Headrail

 Cordless Lift & Lock not available in sizes  
over 40 sq ft outside the thick black line

**SOLID & DECORATIVE TAPE SURCHARGE**

NOTE: See Tape section for sizes &amp; availability. Tapes are NOT available with LightsOut feature, Cordless or Cordless Lift &amp; Lock.

WIDTH TO:	24"	28"	32"	36"	42"	48"	54"	60"	66"	72"	78"	84"	96"
<b>Solid</b>	<b>\$31</b>	<b>31</b>	<b>31</b>	<b>31</b>	<b>37</b>	<b>37</b>	<b>45</b>	<b>45</b>	<b>52</b>	<b>52</b>	<b>60</b>	<b>60</b>	<b>66</b>
<b>Decorative</b>	<b>66</b>	<b>66</b>	<b>66</b>	<b>66</b>	<b>81</b>	<b>81</b>	<b>99</b>	<b>99</b>	<b>113</b>	<b>113</b>	<b>129</b>	<b>129</b>	<b>140</b>

**NO CHARGE OPTIONS**

- 3" Modern Valance (in place of standard Decorative Valance)
- 3" Crescent Valance (in place of standard Decorative Valance)
- LightsOut Routeless Feature (not available with Cordless Lift & Lock, Cordless Lift System or blinds with Tapes)
- Controls – LR, RL or Grouped
- Hold-Down Brackets
- Tile Cut Out – maximum 3" each side (not available with Cordless Lift & Lock)
- Short and Long Extension Brackets
- Spacer Blocks – small (3/8") and large (3/4")
- Special Wand and Cord Length (please see available lengths on p.16)
- Cord Tilter (please see available lengths on p.16)
- 2 or 3 On 1 Headrail (max. 120" on 2" blinds) – price as separate blinds (2 or 3 on 1 headrail not available with Cordless Lift)
- (3 on 1 headrail not available with Cordless Lift & Lock)
- Side by Side (slat alignment guaranteed within 1/4" when requested at time of order. Blinds must be the same height, slat size & color)

**OPTIONS: EXTRA CHARGE – SPECIFY ON ORDER**

- Cordless Lift & Lock™ System.....add \$90 each
- Cordless Lift System.....add \$130 each
- Blinds Under 12" Wide .....add \$16 each
- Tape Valance .....add \$15 each
- Keystone Valance Option (for blinds under 102" wide) .....add \$15

Note: For surcharges on oversize common carrier delivery, express ship program, shipments to Hawaii, Alaska and Puerto Rico, see General Information Section

SIZE SPECIFICATIONS	2" Standard	2" Cordless	2" Cordless Lift & Lock™	Motorization	
				2" Somfy Motorization w/ Std Lift <sup>1</sup>	2" Somfy Motorization w/ Cordless Lift <sup>1</sup>
Minimum Width (Net)	8" 12" with Tapes	18" Tapes NA	10-1/2" Tapes NA	20" 22" with Tapes	20" Tapes N/A
Maximum Width (One blind)	96"	78"	96"	96"	78"
Minimum Height	12"	12"	12"	12"	12"
Maximum Height	108"	72"	84"	96"	72"
Max. AREA (SQ/FT) <sup>2</sup>	50 sq/ft	40 sq/ft	40 sq/ft	50 sq/ft	40 sq/ft
Maximum Width 2 or 3 on 1 Headrail	120"	N/A	120" <sup>3</sup>	N/A	N/A
Maximum Continuous Valance Width (not spliced)	102"		102"	102"	102"

<sup>1</sup> Somfy Motorization is not available with Cordless Lift & Lock

<sup>2</sup> Blinds over Max SQ/FT require 2 or 3 on 1 headrail (where available)

<sup>3</sup> Cordless Lift & Lock™ not available as a 3 on 1 headrail

## GROUP 2 – 2" WOOD TONES

3" Standard Decorative Polymer Valance Included in Price

WIDTH TO:	24"	28"	32"	36"	42"	48"	54"	60"	66"	72"	78"	84"	96"
HEIGHT TO:													
30"	\$119	129	138	154	171	186	204	233	258	274	296	312	337
36"	126	137	149	168	183	201	222	254	276	296	321	338	364
42"	136	149	163	183	198	220	239	276	302	323	353	369	400
48"	144	158	173	191	213	234	259	295	324	352	377	397	429
54"	160	176	190	216	234	259	285	324	361	387	418	438	474
61"	168	186	203	229	251	274	302	349	384	414	448	472	508
66"	179	197	219	242	267	294	326	377	413	447	485	508	548
73"	190	213	229	262	287	319	353	404	446	476	519	551	595
78"	203	224	242	279	308	337	372	428	477	515	561	588	
84"	219	237	262	299	327	364	403	461	515	552	606	610	
90"	228	252	278	319	349	387	431	497	548	586	621		
96"	241	265	295	335	368	407	456	521	581	625			
102"	251	278	308	348	384	427	476	544	608				
108"	272	300	332	378	416	459	515	585	631				

Note: Blinds over 50 sq. ft. require 2 or 3 on 1 Headrail

Cordless Lift & Lock not available in sizes over 40 sq ft outside the thick black line

### SOLID & DECORATIVE TAPE SURCHARGE

NOTE: See Tape section for sizes & availability. Tapes are NOT available with LightsOut feature, Cordless or Cordless Lift & Lock.

WIDTH TO:	24"	28"	32"	36"	42"	48"	54"	60"	66"	72"	78"	84"	96"
<b>Solid</b>	<b>\$31</b>	<b>31</b>	<b>31</b>	<b>31</b>	<b>37</b>	<b>37</b>	<b>45</b>	<b>45</b>	<b>52</b>	<b>52</b>	<b>60</b>	<b>60</b>	<b>66</b>
<b>Decorative</b>	<b>66</b>	<b>66</b>	<b>66</b>	<b>66</b>	<b>81</b>	<b>81</b>	<b>99</b>	<b>99</b>	<b>113</b>	<b>113</b>	<b>129</b>	<b>129</b>	<b>140</b>

### NO CHARGE OPTIONS

- 3" Modern Valance (in place of standard Decorative Valance)
- 3" Crescent Valance (in place of standard Decorative Valance)
- LightsOut Routeless Feature (not available with Cordless Lift & Lock, Cordless Lift System or blinds with Tapes)
- Controls – LR, RL or Grouped
- Hold-Down Brackets
- Tile Cut Out – maximum 3" each side (not available with Cordless Lift & Lock)
- Short and Long Extension Brackets
- Spacer Blocks – small (3/8") and large (3/4")
- Special Wand and Cord Length (please see available lengths on p.16)
- Cord Tilter (please see available lengths on p.16)
- 2 or 3 On 1 Headrail (max. 120" on 2" blinds) – price as separate blinds (2 or 3 on 1 headrail not available with Cordless Lift)
- (3 on 1 headrail not available with Cordless Lift & Lock)
- Side by Side (slat alignment guaranteed within 1/4" when requested at time of order. Blinds must be the same height, slat size & color)

### OPTIONS: EXTRA CHARGE – SPECIFY ON ORDER

- Cordless Lift & Lock™ System.....add \$90 each
- Cordless Lift System.....add \$130 each
- Blinds Under 12" Wide .....add \$16 each
- Tape Valance .....add \$15 each
- Keystone Valance Option (for blinds under 102" wide).....add \$15

Note: For surcharges on oversize common carrier delivery, express ship program, shipments to Hawaii, Alaska and Puerto Rico, see General Information Section

SIZE SPECIFICATIONS	2" Standard	2" Cordless	2" Cordless Lift & Lock™	Motorization	
				2" Somfy Motorization w/ Std Lift <sup>1</sup>	2" Somfy Motorization w / Cordless Lift <sup>1</sup>
Minimum Width (Net)	8" 12" with Tapes	18" Tapes NA	10-1/2" Tapes NA	20" 22" with Tapes	20" Tapes N/A
Maximum Width (One blind)	96"	78"	96"	96"	78"
Minimum Height	12"	12"	12"	12"	12"
Maximum Height	108"	72"	84"	96"	72"
Max. AREA (SQ/FT) <sup>2</sup>	50 sq/ft	40 sq/ft	40 sq/ft	50 sq/ft	40 sq/ft
Maximum Width 2 or 3 on 1 Headrail	120"	N/A	120" <sup>3</sup>	N/A	N/A
Maximum Continuous Valance Width (not spliced)	102"		102"	102"	102"

<sup>1</sup> Somfy Motorization is not available with Cordless Lift & Lock

<sup>2</sup> Blinds over Max SQ/FT require 2 or 3 on 1 headrail (where available)

<sup>3</sup> Cordless Lift & Lock™ not available as a 3 on 1 headrail

**GROUP 3 – 2-1/2" WHITES & NEUTRALS**

3" Standard Decorative Polymer Valance Included in Price

WIDTH TO:	24"	28"	32"	36"	42"	48"	54"	60"	66"	72"	78"	84"	96"
HEIGHT TO:													
30"	\$123	133	144	159	174	195	212	243	261	289	311	334	361
36"	133	143	154	172	189	211	232	265	288	316	340	365	394
42"	146	152	162	184	201	227	246	280	308	339	365	391	423
48"	151	162	174	198	217	243	267	305	333	369	397	428	461
54"	160	173	189	212	233	264	288	334	365	402	431	470	507
61"	168	186	200	226	249	285	312	357	393	433	472	509	550
66"	193	211	228	256	282	319	352	403	444	485	521	566	610
73"	205	225	243	273	303	341	377	433	472	525	565	610	660
78"	214	234	255	288	322	364	400	456	500	556	603	657	
84"	227	249	274	308	346	389	431	494	540	597	656	680	
90"	243	266	292	327	366	414	458	526	584	644	687		
96"	254	280	309	349	393	445	492	567	624	690			
102"	271	299	330	370	417	477	527	603	672				
108"	286	315	348	397	450	507	564	654	690				

 Note: Blinds over 50 sq. ft.  
require 2 or 3 on 1 Headrail

 Cordless Lift & Lock not available in sizes  
over 31 sq ft outside the thick black line

**SOLID & DECORATIVE TAPE SURCHARGE**

NOTE: See Tape section for sizes &amp; availability. Tapes are NOT available with LightsOut feature, Cordless or Cordless Lift &amp; Lock.

WIDTH TO:	24"	28"	32"	36"	42"	48"	54"	60"	66"	72"	78"	84"	96"
<b>Solid</b>	<b>\$31</b>	<b>31</b>	<b>31</b>	<b>31</b>	<b>37</b>	<b>37</b>	<b>45</b>	<b>45</b>	<b>52</b>	<b>52</b>	<b>60</b>	<b>60</b>	<b>66</b>
<b>Decorative</b>	<b>66</b>	<b>66</b>	<b>66</b>	<b>66</b>	<b>81</b>	<b>81</b>	<b>99</b>	<b>99</b>	<b>113</b>	<b>113</b>	<b>129</b>	<b>129</b>	<b>140</b>

**NO CHARGE OPTIONS**

- 3" Modern Valance (in place of standard Decorative Valance)
- 3" Crescent Valance (in place of standard Decorative Valance)
- LightsOut Routeless Feature (not available with Cordless Lift & Lock, Cordless Lift System or blinds with Tapes)
- Controls – LR, RL or Grouped
- Hold-Down Brackets (not available with Cordless Lift & Lock)
- Tile Cut Out – maximum 3" each side (not available with Cordless Lift & Lock)
- Short and Long Extension Brackets
- Cord Tilter (please see available lengths on p.16)
- Spacer Blocks – small (3/8") and large (3/4") (one 3/8" spacer set standard with 2-1/2" blinds)
- Special Wand and Cord Length (please see available lengths on p.16)
- 2 or 3 On 1 Headrail (maximum 120" on 2-1/2" blinds) – price as separate blinds (2 or 3 on 1 headrail not available with Cordless Lift)
- (3 on 1 headrail not available with Cordless Lift & Lock)
- Side by Side (slat alignment guaranteed within 1/4" when requested at time of order. Blinds must be the same height, slat size & color)

**OPTIONS: EXTRA CHARGE – SPECIFY ON ORDER**

- Cordless Lift & Lock™ System.....add \$90 each
- Cordless Lift System.....add \$130 each
- Blinds Under 12" Wide .....add \$16 each
- Tape Valance .....add \$15 each
- Keystone Valance Option (for blinds under 102" wide) .....add \$15

Note: For surcharges on oversize common carrier delivery, express ship program, shipments to Hawaii, Alaska and Puerto Rico, see General Information Section

SIZE SPECIFICATIONS	Motorization				
	2-1/2" Standard	2-1/2" Cordless	2-1/2" Cordless Lift & Lock™	Somfy Motorization w/ Std Lift <sup>1</sup>	Somfy Motorization w / Cordless Lift <sup>1</sup>
Minimum Width (Net)	12	18" Tapes NA	10-1/2" Tapes NA	20" 22" with Tapes	20" Tapes N/A
Maximum Width (One blind)	96"	78"	96"	96"	78"
Minimum Height	12"	12"	12"	12"	12"
Maximum Height	108"	72"	84"	96"	72"
Max. AREA (SQ/FT) <sup>2</sup>	50 sq/ft	36 sq/ft	31 sq/ft	50 sq/ft	36 sq/ft
Maximum Width 2 or 3 on 1 Headrail	120"	N/A	120" <sup>3</sup>	N/A	N/A
Maximum Continuous Valance Width (not spliced)	102"		102"	102"	102"

<sup>1</sup> Somfy Motorization is not available with Cordless Lift & Lock

<sup>2</sup> Blinds over Max SQ/FT require 2 or 3 on 1 headrail (where available)

<sup>3</sup> Cordless Lift & Lock™ not available as a 3 on 1 headrail

**GROUP 4 – 2-1/2" WOOD TONES**

3" Standard Decorative Polymer Valance Included in Price

WIDTH TO:	24"	28"	32"	36"	42"	48"	54"	60"	66"	72"	78"	84"	96"
HEIGHT TO:													
30"	\$136	144	159	175	190	216	232	267	287	319	342	366	397
36"	144	158	168	189	208	231	256	292	318	348	375	401	433
42"	160	166	179	202	220	249	271	309	338	373	401	429	463
48"	165	178	190	218	239	267	294	336	365	408	437	471	508
54"	177	190	208	232	257	289	318	366	401	443	475	516	557
61"	186	204	220	248	275	312	343	393	431	477	518	561	606
66"	212	231	249	281	311	350	387	444	488	535	572	622	672
73"	227	247	267	300	335	377	414	477	518	579	621	672	725
78"	234	258	280	318	354	400	440	502	550	611	661	721	
84"	249	274	301	338	380	428	475	544	594	658	720	750	
90"	267	293	321	362	402	456	504	580	643	708	754		
96"	279	309	339	384	431	489	542	624	686	760			
102"	297	327	363	409	459	525	581	661	739				
108"	313	347	383	437	495	557	619	720	760				

 Note: Blinds over 50 sq. ft.  
require 2 or 3 on 1 Headrail

 Cordless Lift & Lock not available in sizes  
over 31 sq ft outside the thick black line

**SOLID & DECORATIVE TAPE SURCHARGE**

NOTE: See Tape section for sizes &amp; availability. Tapes are NOT available with LightsOut feature, Cordless or Cordless Lift &amp; Lock.

WIDTH TO:	24"	28"	32"	36"	42"	48"	54"	60"	66"	72"	78"	84"	96"
<b>Solid</b>	<b>\$31</b>	<b>31</b>	<b>31</b>	<b>31</b>	<b>37</b>	<b>37</b>	<b>45</b>	<b>45</b>	<b>52</b>	<b>52</b>	<b>60</b>	<b>60</b>	<b>66</b>
<b>Decorative</b>	<b>66</b>	<b>66</b>	<b>66</b>	<b>66</b>	<b>81</b>	<b>81</b>	<b>99</b>	<b>99</b>	<b>113</b>	<b>113</b>	<b>129</b>	<b>129</b>	<b>140</b>

**NO CHARGE OPTIONS**

- 3" Modern Valance (in place of standard Decorative Valance)
- 3" Crescent Valance (in place of standard Decorative Valance)
- LightsOut Routeless Feature (not available with Cordless Lift & Lock, Cordless Lift System or blinds with Tapes)
- Controls – either LR, RL or Grouped
- Hold-Down Brackets (not available with Cordless Lift & Lock)
- Tile Cut Out – maximum 3" each side (not available with Cordless Lift & Lock)
- Short and Long Extension Brackets
- Cord Tilter (please see available lengths on p.16)
- Spacer Blocks – small (3/8") and large (3/4") (one 3/8" spacer set standard with 2-1/2" blinds)
- Special Wand and Cord Length (please see available lengths on p.16)
- 2 or 3 On 1 Headrail (maximum 120" on 2-1/2" blinds) – price as separate blinds (2 or 3 on 1 headrail not available with Cordless Lift)
- 3 on 1 headrail not available with Cordless Lift & Lock)
- Side by Side (slat alignment guaranteed within 1/4" when requested at time of order. Blinds must be the same height, slat size & color)

**OPTIONS: EXTRA CHARGE – SPECIFY ON ORDER**

- Cordless Lift & Lock™ System.....add \$90 each
- Cordless Lift System.....add \$130 each
- Blinds Under 12" Wide .....add \$16 each
- Tape Valance .....add \$15 each
- Keystone Valance Option (for blinds under 102" wide).....add \$15

Note: For surcharges on oversize common carrier delivery, express ship program, shipments to Hawaii, Alaska and Puerto Rico, see General Information Section

SIZE SPECIFICATIONS	Motorization				
	2-1/2" Standard	2-1/2" Cordless	2-1/2" Cordless Lift & Lock™	2-1/2" Somfy Motorization w/ Std Lift <sup>1</sup>	2-1/2" Somfy Motorization w/ Cordless Lift <sup>1</sup>
Minimum Width (Net)	12	18" Tapes NA	10-1/2" Tapes NA	20" 22" with Tapes	20" Tapes N/A
Maximum Width (One blind)	96"	78"	96"	96"	78"
Minimum Height	12"	12"	12"	12"	12"
Maximum Height	108"	72"	84"	96"	72"
Max. AREA (SQ/FT) <sup>2</sup>	50 sq/ft	36 sq/ft	31 sq/ft	50 sq/ft	36 sq/ft
Maximum Width 2 or 3 on 1 Headrail	120"	N/A	120" <sup>3</sup>	N/A	N/A
Maximum Continuous Valance Width (not spliced)	102"		102"	102"	102"

<sup>1</sup> Somfy Motorization is not available with Cordless Lift & Lock

<sup>2</sup> Blinds over Max SQ/FT require 2 or 3 on 1 headrail (where available)

<sup>3</sup> Cordless Lift & Lock™ not available as a 3 on 1 headrail



**GROUP 5 – 2" PREMIUM GRAIN**

3" Standard Decorative Polymer Valance Included in Price

WIDTH TO:	24"	28"	32"	36"	42"	48"	54"	60"	66"	72"	78"	84"	96"
HEIGHT TO:													
30"	\$136	148	159	178	195	213	234	269	297	315	340	359	388
36"	145	158	172	194	210	231	255	293	319	340	368	389	418
42"	157	172	188	210	227	253	274	319	348	372	406	424	459
48"	164	180	199	221	245	270	298	339	373	405	433	456	494
54"	184	202	220	248	270	298	326	373	415	445	481	504	545
61"	194	213	233	265	288	315	348	402	443	476	515	542	584
66"	206	226	251	278	308	337	376	433	475	514	558	584	630
73"	220	245	265	301	330	366	406	465	513	548	596	634	684
78"	233	256	278	321	353	388	428	492	549	592	644	676	
84"	251	272	301	345	378	418	463	530	592	635	697	702	
90"	262	291	320	366	402	445	495	570	630	675	715		
96"	276	303	339	384	423	468	524	598	666	719			
102"	288	320	353	401	443	491	548	626	699				
108"	313	346	380	434	480	528	592	673	725				

 Note: Blinds over 50 sq. ft.  
require 2 or 3 on 1 Headrail

 Cordless Lift & Lock not available in sizes  
over 40 sq ft outside the thick black line

**SOLID & DECORATIVE TAPE SURCHARGE**

NOTE: See Tape section for sizes &amp; availability. Tapes are NOT available with LightsOut feature, Cordless or Cordless Lift &amp; Lock.

WIDTH TO:	24"	28"	32"	36"	42"	48"	54"	60"	66"	72"	78"	84"	96"
<b>Solid</b>	<b>\$31</b>	<b>31</b>	<b>31</b>	<b>31</b>	<b>37</b>	<b>37</b>	<b>45</b>	<b>45</b>	<b>52</b>	<b>52</b>	<b>60</b>	<b>60</b>	<b>66</b>
<b>Decorative</b>	<b>66</b>	<b>66</b>	<b>66</b>	<b>66</b>	<b>81</b>	<b>81</b>	<b>99</b>	<b>99</b>	<b>113</b>	<b>113</b>	<b>129</b>	<b>129</b>	<b>140</b>

**NO CHARGE OPTIONS**

- 3" Modern Valance (in place of standard Decorative Valance)
- 3" Crescent Valance (in place of standard Decorative Valance)
- LightsOut Routeless Feature (not available with Cordless Lift & Lock, Cordless Lift System or blinds with Tapes)
- Controls – LR, RL or Grouped
- Hold-Down Brackets
- Tile Cut Out – maximum 3" each side (not available with Cordless Lift & Lock)
- Short and Long Extension Brackets
- Spacer Blocks – small (3/8") and large (3/4")
- Special Wand and Cord Length (please see available lengths on p.16)
- Cord Tilter (please see available lengths on p.16)
- 2 or 3 On 1 Headrail (max. 120" on 2" blinds) – price as separate blinds (2 or 3 on 1 headrail not available with Cordless Lift)
- (3 on 1 headrail not available with Cordless Lift & Lock)
- Side by Side (slat alignment guaranteed within 1/4" when requested at time of order. Blinds must be the same height, slat size & color)

**OPTIONS: EXTRA CHARGE – SPECIFY ON ORDER**

- Cordless Lift & Lock™ System.....add \$90 each
- Cordless Lift System.....add \$130 each
- Blinds Under 12" Wide .....add \$16 each
- Tape Valance .....add \$15 each
- Keystone Valance Option (for blinds under 102" wide) .....add \$15

Note: For surcharges on oversize common carrier delivery, express ship program, shipments to Hawaii, Alaska and Puerto Rico, see General Information Section

SIZE SPECIFICATIONS	2" Standard	2" Cordless	2" Cordless Lift & Lock™	Motorization	
				2" Somfy Motorization w/ Std Lift <sup>1</sup>	2" Somfy Motorization w / Cordless Lift <sup>1</sup>
Minimum Width (Net)	8" 12" with Tapes	18" Tapes NA	10-1/2" Tapes NA	20" 22" with Tapes	20" Tapes N/A
Maximum Width (One blind)	96"	78"	96"	96"	78"
Minimum Height	12"	12"	12"	12"	12"
Maximum Height	108"	72"	84"	96"	72"
Max. AREA (SQ/FT) <sup>2</sup>	50 sq/ft	40 sq/ft	40 sq/ft	50 sq/ft	40 sq/ft
Maximum Width 2 or 3 on 1 Headrail	120"	N/A	120" <sup>3</sup>	N/A	N/A
Maximum Continuous Valance Width (not spliced)	102"		102"	102"	102"

<sup>1</sup> Somfy Motorization is not available with Cordless Lift & Lock

<sup>2</sup> Blinds over Max SQ/FT require 2 or 3 on 1 headrail (where available)

<sup>3</sup> Cordless Lift & Lock™ not available as a 3 on 1 headrail

## SOMFY – Tilt Motorization System

NOTE: Must select Somfy Motorization power source when ordering.

**Power Motorization power options are:** (1) Li-ion Battery Pack (rechargeable), (2) Transformer (plugs into wall outlet).

OPTIONS: EXTRA CHARGE – SPECIFY ON ORDER (Must select Somfy Motorization power source when ordering)	
MOTORIZATION	
• Tilt Motor .....	add \$360 per blind
• Remote Control Unit – 1 Channel.....	Part #RC445069..... add \$131 each
• Remote Control Unit – 5 Channel.....	Part #RC445079..... add \$168 each
• Wireless Wall Switch – 1 Channel.....	Part #1810897..... add \$333 each
• Wireless Wall Switch – 5 Channel.....	Part #1810813..... add \$333 each
• Programmable Timer – 1 Channel.....	Part #1805237A..... add \$530 each
• Li-ion Battery Pack (rechargeable).....	Part #1019535.....add \$165 each
• Charger for Li-ion Battery Pack.....	Part #9025166.....add \$50 each
• Transformer.....	Part #1822445..... add \$179 each
• 10" Battery Pack Extension Wire.....	Part #9013282..... add \$13 each
• 48" Battery Pack Extension Wire.....	Part #9016736..... add \$19 each
• 96" Battery Pack Extension Wire.....	Part #9018624..... add \$25 each
• 8" Charger Extension Cable.....	Part #9021131.....add \$17 each
• 94.5" Charger Extension Cable.....	Part #9021016.....add \$35 each
• Solar Recharge Kit ( <b>batteries NOT included</b> if ordered as a stand alone kit).....	Part #9019034.....add \$327 each (Includes solar panel, 10" Y harness, 12v reloadable battery tube, tube mounting clips, glass mount adhesive tape, solar panel mounting brackets – 4 qty.)
• NiMh Rechargeable Batteries (quantity of 10).....	Part #9018621.....add \$92 each
• Plug-in AC Battery Rapid Charger (for solar recharge kit only) (includes 12" cable).....	Part #9018620.....add \$324 each
• 48" Extension Cable for Y Harness.....	Part #9016736.....add \$21 each

Notes: • For surcharges on oversize common carrier delivery, express ship program, shipments to Hawaii, Alaska and Puerto Rico, see General Information Section

SOMFY MOTORIZATION	2" w/ Std Lift	2" w/ Cordless lift	2-1/2" w / Std Lift	2-1/2" with Cordless Lift
Minimum Width (Net)	20" 22" with Tapes	20" Tapes N/A	20" 22" with Tapes	20" Tapes N/A
Maximum Width (One blind)	96"	78"	96"	78"
Maximum Height	96"	72"	96"	72"
Maximum AREA (SQ/FT)	50 sq/ft	40 sq/ft	50 sq/ft	36 sq/ft
Maximum Continuous Valance Width (not spliced)	102"	102"	102"	102"

**Note:** Somfy Motorization not available with Cordless Lift & Lock.

## INDIVIDUAL VALANCE ORDERING & PRICING



Refer to this pricing for "individual" valances only. (Valances on all blind orders are already standard and included in the blind price.)

### Valance Deductions for Faux Wood Blinds

Order Configuration		How Valance Will Be Produced
IB	RETURN LENGTH OVERRIDE	Inside miter to miter valance will be 1" wider than ordered width
OB	NET (Valance Only)	Inside miter to miter valance will be exact ordered width
IB	NET (Valance Only)	Valance will be exact ordered width
IB	CONTINUOUS	Valance will be exact size of continuous valance measurement
IB	CONTINUOUS with RETURN LENGTH OVERRIDE	Inside miter to miter valance will be 1" wider than ordered width
OB	CONTINUOUS	Inside miter to miter valance will be exact ordered width

2" & 2-1/2" FAUX WOOD COLOR NAMES	3" STANDARD DECORATIVE, 3" CRESCENT, AND 3" MODERN VALANCE COLOR #
Burmese Teak	P925
Dolphin	S921
Eggshell	S904
Espresso	PG507
Gobi	S920
Harvest	PG504
Heathered	PG500
Honey Maple	P924
Light Oak	P913
Pearl	S903
Peppercorn	PG503
Slate	PG501
Smoke	S922
Snow	S901
Sterling Gray	PG502
Tawny	PG506
Textured Pearl	T903
Textured Pure White	T901
Toasted Almond	PG505
Ultra White	S951

\*NOTE: When ordering Textured Pure White and Textured Pearl, the Decorative Valance will be textured; Crescent Valance and Modern Valance will be smooth.

### INDIVIDUAL VALANCE PRICING (FOR 3" STANDARD DECO, CRESCENT AND MODERN VALANCE)

WIDTH TO:	24"	28"	32"	36"	42"	48"	54"	60"	66"	72"	78"	84"	90"	96"	102"	108"	114"	120"	144"	168"
3" Standard Deco, Crescent, and Modern Valance	\$28	28	28	28	43	43	43	43	60	60	60	60	72	72	73	96	96	96	123	139

## TAPE VALANCE OPTION



With this option, the 1" or 1-1/8" Tape is attached (glued) across the flat section of the 3" Standard Deco Valance. Refer to the faux wood/tape sample deck to coordinate faux wood and tape colors to your customer's liking. The tape names available for this option and the 4 digit tape color numbers are listed below. (Tape pattern orientation flows from left to right.)


SOLID TAPE NAMES	Color Number
Alabaster	1113
Black	1899
Chocolate	1376
Dark Beige	1323
Dark Gray	1850
Light Beige	1322
Light Gray	1861

SOLID TAPE NAMES	Color Number
Pecan	1334
Steel	1867
Taupe	1302
White	1100
DECORATIVE TAPE NAMES	Color Number
Gray Cream Band	5007
Gray Gold Band	5006

NOTE: Decorative Keystone can be ordered with the tape valance option but the tape will not be placed on the Keystone, as it will butt up to it on each side.

## VALANCES

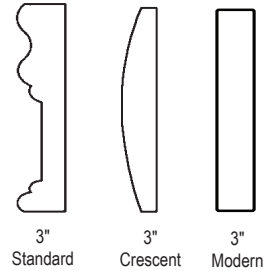
### VALANCE & RETURN CONFIGURATIONS (OUTSIDE MOUNTS)



Standard Decorative - 3" Profile

Crescent Valance - 3" Profile (optional)

Modern Valance - 3" Profile (optional)



NOTE: Outside mount returns are adjusted longer by the factory when short or long (1-3/8" or 3-1/2") extension brackets or when small or large (3/8" or 3/4") spacer blocks are ordered. Only the 1st set of ordered spacer blocks will affect the return length adjustment. Please specify longer custom return lengths when ordering if additional spacer blocks will be used.

#### Slat Size/Style

- 2" Faux Wood Blinds
- 2-1/2" Faux Wood Blinds

#### Standard OB Returns

3"  
3-3/8"

**NOTE: Inside mount blind valances do not come with returns unless specified on the order.**

### KEYSTONE VALANCE OPTION

Keystones are designed to cover splices in oversized valances or can be used as a decorative element to add dimensional appeal.

Valances under 102" – a keystone may be added to a valance for a small surcharge. The valance will come fully assembled with the keystone positioned in the center. The color of the keystone will match the valance.

Valances over 102" that are spliced - a keystone will automatically be provided at no charge to join the sides and cover the splice. Will require assembly.

Note: the addition of a keystone will not affect the overall width of the valance.



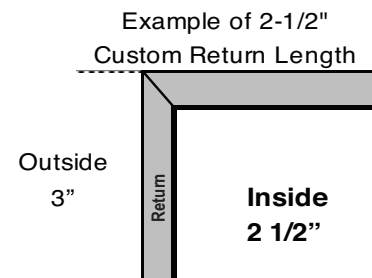
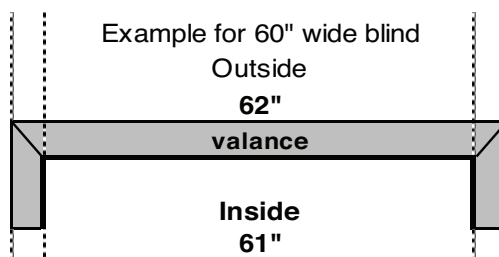
### VALANCE / RETURN SPECIFICATIONS

- **Custom valance widths** are available upon request. Maximum widths for valance are as follows:  
The maximum Continuous Valance width is **102"**  
The maximum Spliced Valance width is **168"**. (See note below).
- **Custom return lengths** are available upon request.  
The minimum return length is **1/2"**  
The maximum return length is **6"**
- **3" Return lengths** are factory adjusted when extension brackets or (1 set of) spacer blocks are ordered.  
Short Extension Brackets = **4-1/4"**      Small Spacer Blocks (1st Set) = **3-3/8"**  
Long Extension Brackets = **6-1/4"**      Large Spacer Blocks (1st Set) = **3-3/4"**

**NOTE:** Valances over 102" will be spliced in the middle. **A decorative keystone will be supplied at no charge to join the sides and conceal the splice.**

#### CUSTOM VALANCE & RETURNS – MEASURED & CUT FROM THE INSIDE:

- **NOTE:** Valances are cut to measure from the inside miter to insure the most accurate fit when installed over the headrail or window frame.





## CORDLESS LIFT & LOCK™ – BOTTOMRAIL COLOR COORDINATION

The cordless Lift & Lock™ operating system comes with a coordinating aluminum bottomrail in the color listed below.

Whites & Neutrals	2" Color #	2-1/2" Color #	Cordless Lift & Lock Bottomrail		
			Color	Color #	End Cap PCN
Dolphin	S921	S921	Pearl Gray	879	5003097879
Eggshell	S904	S904	Antique White	973	5003091973
Gobi	S920	S920	Antique White	973	5003091973
Pearl	S903	S903	Antique White	973	5003091973
Smoke	S922	S922	Gray Flannel	405	1005598
Snow	S901	S901	Flex White	885	1005682
Textured Pearl	T903	T903	Antique White	973	5003091973
Textured Pure White	T901	T901	Gloss White	110	5003097110
Ultra White	S951	S951	Pearl	974	1005683

Wood Tones	2" Color #	2-1/2" Color #	Cordless Lift & Lock Bottomrail		
			Color	Color #	End Cap PCN
Burmese Teak	P925	P925	Wild Ginger	463	1005680
Honey Maple	P924	P924	Camel	082	5003091082
Light Oak	P913	P913	Camel	082	5003091082

Premium Grain	2" Color #		Cordless Lift & Lock Bottomrail		
			Color	Color #	End Cap PCN
Espresso	PG507	N/A	Venetian Bronze	234	5003091234
Harvest	PG504	N/A	Cocoa	083	1005593
Heathered	PG500	N/A	Smokey Gray	443	1005599
Peppercorn	PG503	N/A	Bronze	064	5003091064
Slate	PG501	N/A	Smokey Gray	443	1005599
Sterling Gray	PG502	N/A	Pearl Gray	879	5003097879
Tawny	PG506	N/A	Sweet Chocolate	378	5003091378
Toasted Almond	PG505	N/A	Bronze	064	5003091064

**NOTE:** Bottomrail colors are pre-selected. Hardware color override is not available.  
Please refer to the cordless Lift & Lock™ Hardware Color Card to see an example of the bottomrail color.

## SOLID AND DECORATIVE TAPES

### TAPES



### TAPE SPECIFICATIONS

Select the tape width, color and design which will complement your 2" or 2-1/2" faux wood blind.

- Made from a poly/cotton blend
- Resists fading or shrinking
- *Lifetime Guarantee*
- Decorative tapes are attached to solid colored tape ladders that are slightly narrower than the width of the decorative tape (see chart below). The ladder is pre-selected based upon this width and for color coordination. A high tech gluing process is used to adhere the decorative tape. This process is superior to the commonly used sewing application which is visible and tends to pucker. **The decorative tape is only applied to the ladder on the front of the blind. The back of the blind will have a solid color tape visible (see chart below).**

#### Solid Tapes

1" Solid Tape	Color Number
Alabaster	1113
Black	1899
Chocolate	1376
Dark Beige	1323
Dark Gray	1850
Light Beige	1322
Light Gray	1861
Pecan	1334
Steel	1867
Taupe	1302
White	1100

1-1/2" Solid Tape	Color Number
Alabaster	8113
Black	8899
Chocolate	8376
Dark Beige	8323
Dark Gray	8850
Light Beige	8322
Light Gray	8861
Pecan	8334
Steel	8867
Taupe	8302
White	8100

#### Decorative Tapes

1-1/8" Deco Tape		Attached To
Gray Cream Band	5007	Alabaster
Gray Gold Band	5006	Alabaster
1-1/4" Deco Tape		Attached To
Stonewash Cocoa	5003	Light Beige
Stonewash Espresso	5005	Chocolate
Stonewash Gray	5002	Alabaster
Stonewash Khaki	5001	Alabaster

1-1/2" Deco Tape		Attached To
Dublin	6200	Alabaster
Ivory Accent	0911	Alabaster
Knit Fit	4300	Alabaster
White Accent	0910	White

**Solid and Decorative Tapes are not available with:**

- LightsOut Routeless Feature
- Cordless Lift
- Cordless Lift & Lock™

# PRODUCT SPECIFICATIONS

FEATURES	2"	2-1/2"
# of Colors	20	12
Headrail Size	1-1/2" x 2-1/4"	1-1/2" x 2-1/4"
Headrail Gauge	.024	.024
Bracket Style	Box	Box
Bottomrail - <b>Standard/Cordless</b>	Trapezoid	Trapezoid
Bottomrail - <b>Cordless Lift &amp; Lock</b>	Aluminum Bottomrail made in 1 of 18 colors - see listing on Page 12 for color name and Wood/Faux Wood bottomrail color guide for color sample	
Ladder Space	44 mm	54 mm
Wand Tilt - not available with Somfy Motorization option	Yes	Yes
Decorative Valance	Yes – 3"	Yes – 3"
Crescent Valance (Optional)	Yes – 3"	Yes – 3"
Modern Valance (Optional)	Yes – 3"	Yes – 3"
Valance Return Lengths (standard for outside mounts)	3"	3-3/8"
Adjustable Valance Attachment System	Yes	Yes
Decorative Tassel	Yes	Yes
Headrail End Stiffener	Yes	Yes
Break-Away Stop Ball	Yes	Yes
Warranty (Tilt motor systems are warranted for 5 years)	Limited Lifetime	Limited Lifetime
Flame Resistant – NFPA #701	Yes	Yes

OPTIONS AND UPGRADES	2"	2-1/2"
Cordless Lift - not available with tapes - not available with LightsOut Routeless feature	Yes	Yes
Cordless Lift & Lock™ - not available with tapes - not available with LightsOut Routeless feature	Yes	Yes
Somfy Motorization System <sup>1</sup> - not available with cordless Lift & Lock™	Yes	Yes
LightsOut Routeless Slats <sup>2</sup> - not available with tapes - not available with cordless lift - not available with cordless Lift & Lock™	Yes	Yes
2 or 3 On 1 Headrail <sup>3</sup> - 2-on-1 or 3-on-1 headrail not available with cordless lift - 3-on-1 headrail not available with cordless Lift & Lock™	Yes	Yes
Tapes <sup>4</sup> (not available with LightsOut feature) - not available with cordless lift - not available with cordless Lift & Lock™ - not available with LightsOut Routeless feature	Yes	Yes
Tape Valance – Standard Decorative Valance Only	Yes	Yes
Crescent Valance Option <sup>5</sup>	Yes	Yes
Modern Valance Option <sup>5</sup>	Yes	Yes
Keystone Valance Option	Yes	Yes

CONTROL/MOUNTING OPTIONS	2"	2-1/2"
Cord Tilt	Yes	Yes
Wand/Cord – Custom Lengths	Yes	Yes (Cord Only)
Control Positions	LR, RL or Grouped	LR, RL or Grouped
Tilt Control Position – Cordless	Left Tilt Only	Left Tilt Only
Tilt Control Position – Cordless Lift & Lock™	L or R Under 12-1/2" net - center tilt only	L or R Under 12-1/2" net - center tilt only
Lift Control Position – Somfy Motorization (Motor will be on opposite side)	L or R	L or R
Tile Cut-out(s) - not available with cordless Lift & Lock™	Yes	Yes
Spacer Blocks <sup>6</sup> (3/8" and 3/4" Depths)	Yes	3/8" Standard
Extension Brackets (Short & Long)	Yes	Yes
Hold-down Brackets - not available with 2-1/2" cordless Lift & Lock	Yes	Yes

FOOTNOTES (FEATURES & SPECIFICATIONS)		
1	Somfy Motorization system requires a hand-held REMOTE CONTROL unit. The quantity of remote control units must be specified when ordering. Somfy Motorization requires both a remote and a power source. Please specify when ordering.	
2	<p>The LightsOut configuration may cause slight "puckering" of the lift cords on the front of the blind when the slats are tilted backwards (reverse tilt) due to the use of interlacing cords on the front (the back uses looped ladders). A gentle tug down on the lift cord tassel will eliminate any puckering.</p> <p>The slats on LightsOut routeless blinds feature notches in the slat instead of route holes. Regardless of blind size, there will notches in the front and rear of the slat on the far right and far left ladders only, approximately 6" in from the end of the slat.</p>	
3	There will be a 1/2" maximum light gap between multiple blinds on 1 headrail. 2 or 3 on 1 headrail not available with the Somfy Motorization upgrades.	
4	Wood tone blinds will include Antique Brass tape clamps and White/Neutral tone blinds will include White tape clamps on the bottomrail.	
5	When ordered with T901 Textured Pure White or T903 Textured Pearl, the Crescent Valance and Modern Valance will be a smooth finish.	
6	On outside mount valances, the 1st set of ordered spacer blocks will automatically lengthen the default 3" valance return length by the depth of the spacer, either 3/8" or 3/4".	

## SIZE SPECIFICATIONS

STANDARD RECTANGULAR	2"	2-1/2"
Minimum Width (Net)	8" 12" with Tapes	12" 12" with Tapes
Maximum Width (One blind)	96"	96"
Minimum Height	12"	12"
Maximum Height	108"	108"
Max. AREA (SQ/FT) (Blinds over 50 SQ/FT require 2 or 3 on 1 headrail)	50 sq/ft	50 sq/ft
Maximum Width 2 or 3 on 1 Headrail	120"	120"
Maximum Continuous Valance Width (not spliced)	102"	102"

CORDLESS LIFT	2"	2-1/2"
Minimum Width (Net)	18"	18"
Maximum Width (One blind)	78"	78"
Minimum Height	12"	12"
Maximum Height	72"	72"
Maximum AREA (SQ/FT)	40 sq/ft	36 sq/ft

CORDLESS LIFT & LOCK™	2"	2-1/2"
Minimum Width (Net)	10-1/2"	10-1/2"
Maximum Width (One blind)	96"	96"
Minimum Height	12"	12"
Maximum Height	84"	84"
Maximum AREA (SQ/FT)	40 sq/ft	31 sq/ft
Maximum Width 2 on 1 Headrail	120"	120"
Maximum Continuous Valance Width (not spliced)	102"	102"

SOMFY MOTORIZATION	2" w/ Std Lift	2" w/ Cordless lift	2-1/2" w/ Std Lift	2-1/2" w/ Cordless Lift
Minimum Width (Net)	20" 22" with Tapes	20" Tapes N/A	20" 22" with Tapes	20" Tapes N/A
Maximum Width (One blind)	96"	78"	96"	78"
Maximum Height	96"	72"	96"	72"
Maximum AREA (SQ/FT)	50 sq/ft	40 sq/ft	50 sq/ft	36 sq/ft
Maximum Continuous Valance Width (not spliced)	102"	102"	102"	102"

## FINISHED DIMENSIONS

Adjustments are taken from ordered dimensions and may vary slightly.

Inside (IB) Mount	
Headrail width <sup>1</sup>	- 3/4"
Blind width	- 1/2"
Blind height	ordered height
Valance	- 1/8"
Outside (OB) Mount	
Headrail width <sup>1</sup>	- 1/4"
Blind width	ordered width
Blind height	ordered height
Valance	+ 1"
2 on 1 Headrail	
Gap between panels	- 1/2"

## MOUNTING REQUIREMENTS

Use a metal tape measure for all measurements.

Inside (IB) Mount	
Minimum mounting depth:	1-1/8"
Minimum mounting depth, flush mount - 2" Slat:	3-1/2"
Minimum mounting depth, flush mount - 2-1/2" Slat:	3-3/4"
Outside (OB) Mount	
Minimum flat vertical surface:	1-3/4"

### FOOTNOTE

1 The headrail width has a 1/4" deduction on outside mounts and 3/4" deduction on inside mounts to accommodate the installation brackets.



## CONTROL CHARTS – STANDARD CORD LIFT

### TILT CORD (OPTIONAL)

- Cords are **color-coordinated** with slats
- Standard tilt cord lengths are 40% of the blind height as required by child safety standards. Customized lengths are available upon request.
  - For 2" blinds, minimum cord length is 6". For blinds under 15" in height, a cord length override to at least 6" must be requested.
  - For 2-1/2" blinds, minimum cord length is 10". For blinds under 24-3/4" in height, a cord length override to at least 10" must be requested.
- For Somfy Motorization**, the tilt function is controlled by remote unit

#### CONTROL POSITIONS:

Tilt Cord center and no Lift Cord\*  
 Tilt Cord **left** / Lift Cord **right** (standard)  
 Lift Cord **left** / Tilt Cord **right**  
 Tilt & Lift Cords **grouped left**  
 Tilt & Lift Cords **grouped right**

Min. Width (NET)
Under 12"
12"
12"
18-1/8"
18-1/8"

\* Available on 2" blinds only

### TILT WAND (STANDARD)

- Tilt wands are **color-coordinated** with slats
- Chart shows standard lengths.
- For Somfy Motorization**, tilt function is controlled by remote unit
- Tilt Length Override – specify length when ordering

Color wands up to 48" long. Clear in 60", 70", 78", 90" or 120".  
 Wand length optional. Specify above optional lengths when ordering.

2" Faux	
Wand Length	Blind Height
12"	12" to 24"
20"	24 1/8" to 36"
24"	36 1/8" to 48"
36"	48 1/8" to 72"
48"	72 1/8" to 108"

Lift Cord Control – Standard lift cord length is 40% of the blind height as required by child safety standards. Customized lengths are available upon request. Minimum cord length is 6". For blinds under 15" in height, a cord length override to at least 6" must be requested.

### LADDER/TAPE PLACEMENT CHARTS

The chart shows the number of ladders and routes based on the NET width of the blind.

2" & 2-1/2" Faux		
Blind Width	# of Ladders	# of Routes
8" to 20" **	2	2
20-1/8" to 32"	3	2
32-1/8" to 44"	4	4
44-1/8" to 56"	5	4
56-1/8" to 68"	6	4
68-1/8" to 80"	7	4
80-1/8" to 96"	8	4

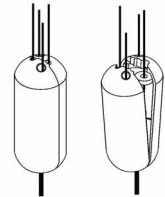
\*\*Under 12" NET for 2" slats only

\*\*Routes are positioned approximately 2" from the end of the slat for blinds less than 12 1/8" wide, and 4" from the end of the slat for all others. Exceptions are standard and LightsOut blinds with grouped controls will be approximately 4 1/2" from end of slat, and 4 3/4" for blinds with cloth tapes and grouped controls.

### BREAK-AWAY STOP BALL

- Stop balls are standard for ALL lift cords.

The stop ball separates under pressure. It easily snaps together again.



### BOTTOMRAIL (STANDARD)

- 2" Trapezoid** bottomrails are standard on faux wood blinds with **standard lift cords**

The "trapezoid" bottomrail provides a contoured, modern look along with improved blind operation (slat tilting & rotating).

Trapezoid Bottomrail



### STACK-UP-CHART (APPROXIMATE)

The charts below show the stacking height of the slats when the blind is fully raised. **Add in HR+BR for total.**

- Headrail+Bottomrail = 2-1/2"

2" Faux	
Blind Height	Stack Height
48"	5"
72"	7-1/2"
84"	9-1/4"
96"	10-7/8"

**PLUS + 2-1/2"**

2-1/2" Faux	
Blind Height	Stack Height
48"	4"
72"	6-1/4"
84"	7-1/2"
96"	9"

**PLUS + 2-1/2"**

## CONTROL CHARTS – CORDLESS

### TILT CORD (OPTIONAL)

- Tilt cords are **color coordinated** with slats
- Standard tilt cord lengths are 40% of the blind height as required by child safety standards. Customized lengths are available upon request.
  - For 2" blinds**, minimum cord length is 6". For blinds under 15" in height, a cord length override to at least 6" must be requested.
  - For 2-1/2" blinds**, minimum cord length is 10". For blinds under 24-3/4" in height, a cord length override to at least 10" must be requested.
- LIFT** function is controlled from the bottom rail

#### TILT CONTROL POSITIONS - LEFT ONLY

Tilt Wand (Standard), Tilt Cords (Optional)  
or Somfy Motorization (Optional)

Min. Width (NET)
18"
20" with Somfy Motorization

### TILT WAND (STANDARD)

- Tilt wands are **color-coordinated** with slats
- Chart shows standard lengths.
- For Somfy Motorization**, tilt function is controlled by remote unit
- Tilt Length Override – specify length when ordering

Color wands up to 48" long. Clear in 60", 70", 78", 90" or 120".

Wand length optional. Specify above optional lengths when ordering.

2" & 2-1/2" Faux	
Wand Length	Blind Height
12"	12" to 24"
20"	24 1/8" to 36"
24"	36 1/8" to 48"
36"	48 1/8" to 72"

### LADDER/TAPE PLACEMENT CHARTS

The chart shows the number of ladders and routes based on the NET width of the blind.

2" & 2-1/2" Faux		
# of Routes	# of Ladders	# of Routes
18" to 24"	2	2
24-1/8" to 36"	3	2
36-1/8" to 48"	4	4
48-1/8" to 60"	5	4
60-1/8" to 72"	6	4
72-1/8" to 78"	7	4


\*\*Routes are positioned approximately 6" from the end of the slat for all blinds.

### BOTTOMRAIL – CORDLESS LIFT

- 2" Trapezoid** bottomrails are standard on faux wood blinds with **cordless lift**

The "trapezoid" bottomrail provides a contoured, modern look along with improved blind operation (slat tilting & rotating).

Trapezoid Bottomrail



### STACK-UP-CHART (APPROXIMATE)

The charts below show the stacking height of the slats when the blind is fully raised. **Add in HR+BR for total.**

2" Faux	
Blind Height	Stack Height
48"	5"
72"	7-1/2"

PLUS	+ 2-1/2"
------	----------

2-1/2" Faux	
Blind Height	Stack Height
48"	4"
72"	6-1/4"

PLUS	+ 2-1/2"
------	----------

## CONTROL CHARTS – SOMFY MOTORIZATION

### CONTROLS

- Lift cords are **color coordinated** with slats
- Standard lift cord lengths are 40% of the blind height as required by child safety standards. Customized lengths are available upon request.
  - For 2" blinds, minimum cord length is 6". For blinds under 15" in height, a cord length override to at least 6" must be requested.
  - For 2-1/2" blinds, minimum cord length is 10". For blinds under 24-3/4" in height, a cord length override to at least 10" must be requested.

#### CONTROL POSITIONS:

Lift Cord **right** (standard) or **left**

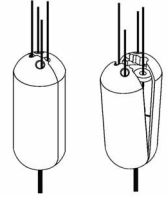
Min. Width
20"
22" with Tapes

Motor position will be on the opposite side of Lift Cord

### BREAK-AWAY STOP BALL

- Stop balls are standard for ALL lift cords.

The stop ball separates under pressure. It easily snaps together again.



### LADDER/TAPE PLACEMENT CHARTS

The chart shows the number of ladders and routes based on the NET width of the blind.

2" & 2-1/2" FAUX		
Blind Width	# of Ladders	# of Routes
20" to 24"	2	2
24-1/8" to 36"	3	2
36-1/8" to 48"	4	4
48-1/8" to 60"	5	4
60-1/8" to 72"	6	4
72-1/8" to 84"	7	4
84-1/8" to 96"	8	4

\*\*Routes are positioned approximately 5" from the end of the slat for blinds less than 18 1/8" wide, and 6" from the end of the slat for all others.

### STACK-UP CHART (APPROXIMATE)

The charts below show the stacking height of the slats when the blind is fully raised. **Add in HR+BR for total.**

- Headrail+Bottomrail = 2-1/2"

2" Faux	
Blind Height	Stack Height
48"	5"
72"	7-1/2"
84"	9-1/4"
96"	10-7/8"

2 1/2" Faux	
Blind Height	Stack Height
48"	4"
72"	6-1/4"
84"	7-1/2"
96"	9"

## CONTROL CHARTS – CORDLESS LIFT & LOCK SYSTEM

### TILT CORD (OPTIONAL)

- Cords are **color-coordinated** with slats
- Standard tilt cord lengths are 40% of the blind height as required by child safety standards. Customized lengths are available upon request.
  - For 2" blinds, minimum cord length is 6". For blinds under 15" in height, a cord length override to at least 6" must be requested.
  - For 2-1/2" blinds, minimum cord length is 10". For blinds under 24-3/4" in height, a cord length override to at least 10" must be requested.
- For **cordless Lift & Lock** the lift function is controlled by the bottomrail

#### CONTROL POSITIONS:

Tilt Cord **center ONLY**

Tilt **Left or Right ONLY**

#### Min. Width (NET)

10-1/2" to 12-3/8"

12-1/2" and more

### TILT WAND (STANDARD)

- Tilt wands are **color-coordinated** with slats
- Chart shows standard lengths.
- Tilt Length Override (Optional) – specify length when ordering

Color wands up to 48" long. Clear in 60", 70", 78", 90" or 120". Wand length optional. Specify above optional lengths when ordering.

2" & 2-1/2" Faux	
Wand Length	Blind Height
12"	12" to 24"
20"	24 1/8" to 36"
24"	36 1/8" to 48"
36"	48 1/8" to 72"
48"	72 1/8" to 84"



### LADDER/TAPE PLACEMENT CHARTS

The chart shows the number of ladders and routes based on the NET width of the blind.

2" & 2-1/2" Faux		
Blind Width	# of Ladders	# of routes
10-1/2" to 12-1/2"	2	2
12-5/8" to 18"	2	2
18-1/8" to 21-1/2"	2	2
21-5/8" to 33-1/2"	3	2
33-5/8" to 45-1/2"	4	2
45-5/8" to 57-1/2"	5	4
57-5/8" to 69-1/2"	6	4
69-5/8" to 81-1/2"	7	4
81-5/8" to 96"	8	4


\*\*Routes are positioned approximately 2 1/2" from the end of the slat for blinds less than 12 1/2" wide, 3" from the end of the slat for blinds less than 18 1/8" wide, and 4 3/4" from the end of the slat for all others.

### BOTTOMRAIL – CORDLESS LIFT & LOCK™

- A 2" deep by 1" tall aluminum bottomrail is standard

The aluminum bottomrail comes in one of the available colors pre-selected to best complement the color of the slat. A list of the coordinating bottomrail colors can be found on page 12. Please refer Cordless Lift & Lock Bottomrail Colors sheet to see an example of the bottomrail color.

Aluminum Bottomrail



**NOTE:** Bottomrail colors are pre-selected. Hardware color override is not available.

### STACK-UP CHART (APPROXIMATE)

The charts below show the stacking height of the slats when the blind is fully raised. **Add in HR+BR for total.**

- Headrail+Bottomrail = 2-1/2"

2" Faux	
Blind Height	Stack Height
48"	5"
72"	7-1/2"
84"	9-1/4"

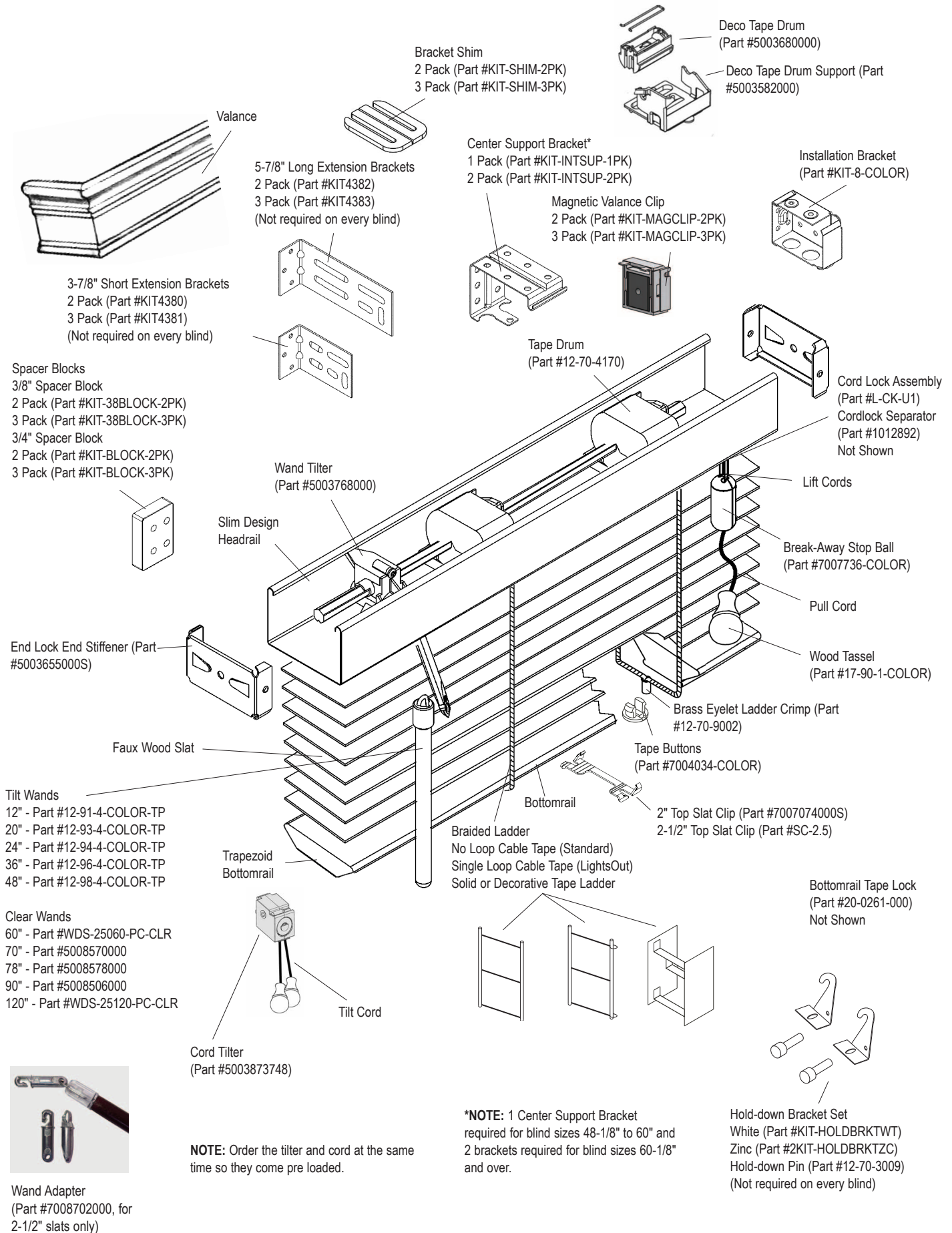
PLUS + 2-1/2"

2-1/2" Faux	
Blind Height	Stack Height
48"	4"
72"	6-1/4"
84"	7-1/2"

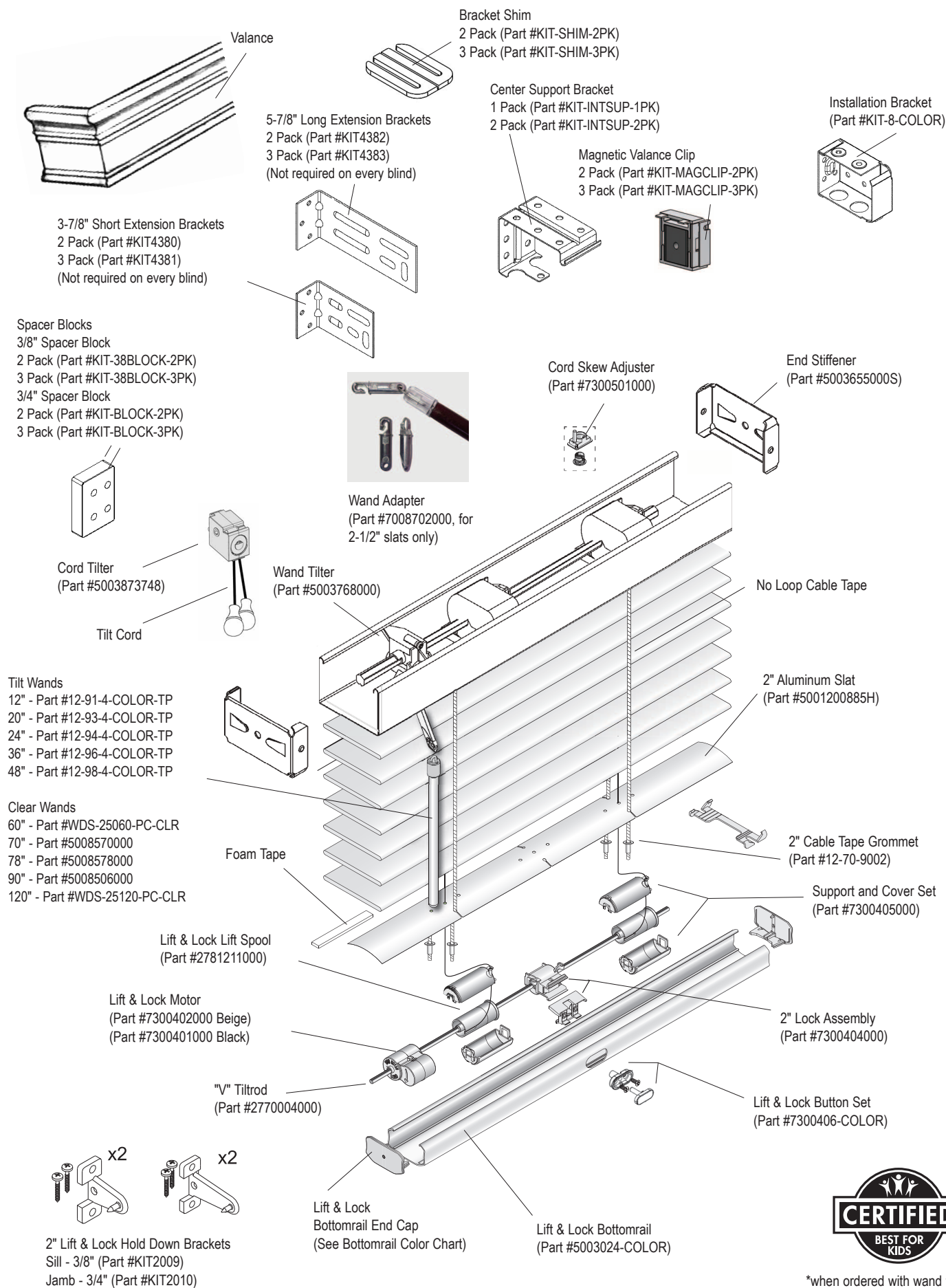
PLUS + 2-1/2"



# PRODUCT COMPONENTS – STANDARD RECTANGULAR

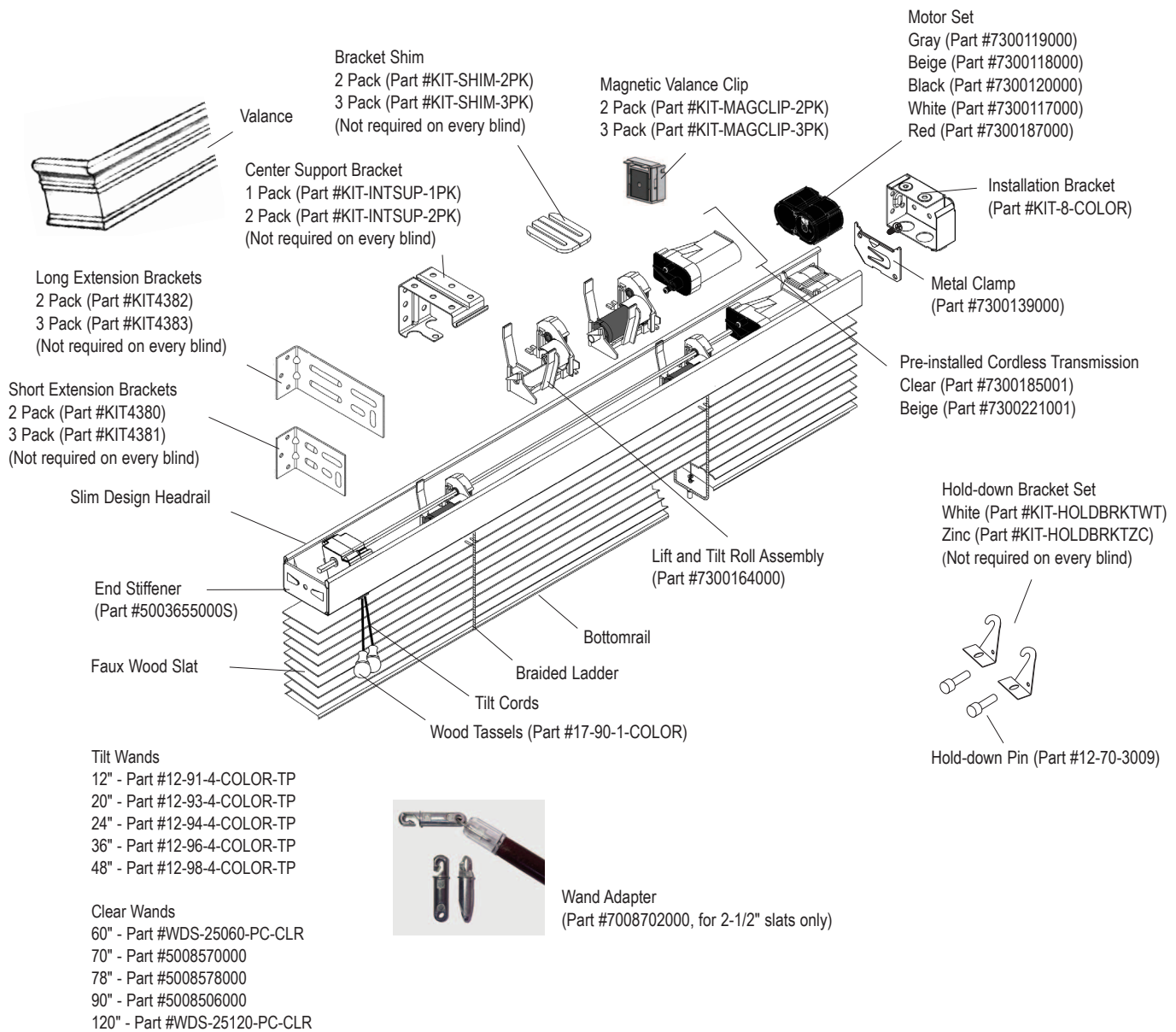


# PRODUCT COMPONENTS – CORDLESS LIFT & LOCK™ SYSTEM



\*when ordered with wand tilt

## PRODUCT COMPONENTS – CORDLESS LIFT SYSTEM



---

## SOMFY MOTORIZATION: OVERVIEW

---

With Somfy Motorization motorized blinds, a better quality of life and have more time to enjoy life's daily pleasures. At the touch of a button, window coverings can be instantly adjusted to changing activities or the varying sun conditions.



An ideal solution is to manage glare with a Somfy Telis hand-held remote control. At the simple touch of a button, blinds will tilt open or closed to adjust to the changing sunlight in a room.



Somfy Motorization motorized blinds provide ultra-quiet operation. This RF system can operate blinds from virtually anywhere in the house without direct line of sight. Similar to how a garage door opener operates, radio signals travel through walls and make it possible to control multiple coverings throughout the home alone or as a group. It is also available in a 5-channel version. The multi-channel RF system allows for independent control of individual blinds and/or group control.

---

The Somfy Motorization system provide many benefits, such as improving energy efficiency, providing easily controllable privacy and also enhancing home security.

---

The Somfy Cronis RF timer allows users to program specific times of the day to automatically adjust blinds in different areas of the house, protecting interiors from the fading effects of direct sunlight. This feature provides added security to an unoccupied home by creating a lived in look even while homeowners are away on vacation.



The battery powered Somfy Telis RF wireless wall switch allows blinds to be controlled when entering or exiting a room, just like the lights. The switch may be seamlessly installed without wiring next to any light switch or stand alone, and is never misplaced. This one touch privacy helps create the ideal environment whether preparing for a bath, relaxing in bed or enjoying time with the family at home.



All motorized products are backed by a 5 year warranty.





## SOMFY MOTORIZATION: FEATURES & OPTIONS















### SOMFY MOTORIZATION FEATURES:

- Highest quality patent protected design by Somfy
- Advanced motor with quiet operation
- Motor is fully enclosed within the headrail
- Somfy Motorization blinds install with standard installation hardware
- RF motor is programmable with 1-channel and 5-channel versions



Note: The power source must be selected when ordering. The options are: Lithium Ion (Li-ion) rechargeable battery pack and the plug-in transformer.

 <p><b>Radio Frequency (RF) Somfy Motorization Motor</b>  Motor (Part #1002822)  Headrail Adapter (Part #9014528)  Tilt Hex Rod Adapter – Standard (Part #9014535)  Tilt D Rod Adapter – Cordless Lift (Part #9014536)</p>	<ul style="list-style-type: none"> <li>• Fully concealed motor unit</li> <li>• Flexible and programmable operation</li> <li>• 12 Volt System</li> </ul>
 <p><b>Somfy Telis (RF) Remote Control</b>  (must order separately)  Color: 2 tone white and gray  2 Types: programmable 1-channel and programmable 5-channel  (1-Channel: Part #RC445069)  (5-Channel: Part #RC445079)</p>	<ul style="list-style-type: none"> <li>• Controls tilting operation</li> <li>• Programmable features</li> <li>• Easy blind tilting up to 90 feet away</li> <li>• 5-channel remote allows for multiple and independent blind operation</li> </ul>
 <p><b>Li-ion Battery Pack</b>  (Part #10195358))</p>	<ul style="list-style-type: none"> <li>• Includes 1 Li-ion battery pack, wall mount brackets headrail mount brackets, screws and anchors</li> <li>• Approx: 10" x 1" x 1"</li> <li>• Full charge lasts an estimated 500 cycles</li> </ul>
 <p><b>Charger for Li-ion battery pack</b>  (Part #9025166))</p>	<ul style="list-style-type: none"> <li>• Includes 72" cable (connects to Li-ion battery pack)</li> </ul>
 <p><b>Transformer 10' Cable</b>  (Part #1822445)</p>	<ul style="list-style-type: none"> <li>• Plug-in operation, no batteries required</li> <li>• Works in standard wall outlet (10' wire length)</li> </ul>
 <p><b>Li-ion Battery Pack Extensions Wire</b>  Color: White  (10" Cable: Part #9018632)  (48" Cable: Part #9016736)  (96" Cable: Part #9018624)</p>	<ul style="list-style-type: none"> <li>• Allows Li-ion battery pack installation away from headrail</li> </ul>
 <p><b>Charger Extension Cable</b>  8" Cable (Part #9021131)  94.5" Cable (Part #9021016)</p>	<ul style="list-style-type: none"> <li>• Attaches to Li-ion battery pack to creates an easy to access charging location to connect charger</li> </ul>
 <p><b>Wireless Wall Switch</b>  Color: white  2 Types: programmable 1-channel and 5-channel  (1 Channel: Part #1810897)  (5 Channel: Part #1810813)</p>	<ul style="list-style-type: none"> <li>• Control wireless operation from the wall up to 90 feet away</li> </ul>
 <p><b>Programmable Timer (RF)</b>  1 Type: programmable 1-channel  (Part #1805237A)</p>	<ul style="list-style-type: none"> <li>• Program operation based on pre-set times</li> <li>• Excellent home security feature</li> </ul>
<p><b>WireFree™ Solar Pack Kit</b> – Batteries NOT included (Part #9019034)</p> <p>Photovoltaic Panel </p> <p>48" Extension Cable for Y Harness(Part #9016736)</p> <p>Batteries (Part #9018621) </p> <p><b>Accessories</b>  Plug-in AC battery (Part #9018620) rapid charger (required for charging battery prior to installation) </p>	<ul style="list-style-type: none"> <li>• Uses sunlight to power a motorized shade.</li> <li>• Easy to install. Low profile, easy to conceal.</li> <li>• Solar Recharge Kit (<b>batteries NOT included</b> if ordered as a stand alone kit) (Part #9019034) – Includes solar panel, 10" Y harness, 12v reloadable battery tube, tube mounting clips, glass mount adhesive tape, solar panel mounting brackets – 4 qty.)</li> <li>• NiMh Rechargeable Batteries (quantity of 10) (Part #9018621)</li> <li>• Plug-in AC Battery Rapid Charger (for solar recharge kit only) (includes 12" cable) (Part #9018620)</li> <li>• 48" Extension Cable for Y Harness (Part #9016736)</li> </ul>